

F. O. No.

SHOWROOM No.

TABLES

Designed by **CHARLES EAMES**

FACTORY AND
EXECUTIVE OFFICES
SHOWROOMS

ZEELAND, MICHIGAN

ONE PARK AVENUE • NEW YORK
622 MERCHANDISE MART • CHICAGO, ILL.
EXHIBITORS BLDG. • GRAND RAPIDS, MICH.
8806 BEVERLY BLVD. • LOS ANGELES 48, CAL.



SOLD TO

SHIP TO

DEALER OR FIRM NAME

CLIENT'S NAME

STREET ADDRESS

STREET ADDRESS

CITY

STATE

CITY

STATE

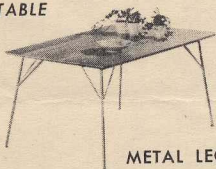



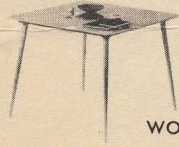


ATTENTION

APT. NO.

TELEPHONE NO.

I HAVE PREVIOUSLY PURCHASED FROM YOU ON AN OPEN ACCOUNT STATUS.
PLEASE CHARGE THIS TO MY ACCOUNT.
 I ENCLOSE CHECK DEDUCTING 2% FOR CASH

ALL UNITS ARE SHIPPED F.O.B. FACTORY.
TRANSPORTATION CHARGES COLLECTIBLE.
ALL IN-TRANSIT DAMAGE CLAIMS MUST BE FILED IMMEDIATELY AGAINST CARRIER.

DESCRIPTION	MODEL	TOP FINISHES			TOTAL QUANTITY	PRICE EACH	TOTAL
		BIRCH	ASH	WALNUT			
 DINING TABLE METAL LEGS	DTM-1 HT. 28½" 34" x 54"					43 70	
 CARD TABLE (dining table extension) METAL LEGS	DTM-2 HT. 28½" 34" x 34"					35 00	
 INCIDENTAL TABLE METAL LEGS	IT HT. 17" 18" x 21½"					13 75	
 DINING TABLE WOOD LEGS	DTW-3 HT. 28½" 34" x 54"				WOOD LEGS NATURAL BIRCH	37 40	
					BLACK		
 CARD TABLE (dining table extension) WOOD LEGS	DTW-4 HT. 28½" 34" x 34"				NATURAL BIRCH	28 80	
					BLACK		
 COFFEE TABLE WOOD LEGS	DTW-5 HT. 15" 34" x 34"				NATURAL BIRCH	26 30	
					BLACK		
 STRUT TABLE METAL LEGS	LTR HT. 10" 13¾" x 15¾"	BIRCH	ASH	BLACK		4 50	

TERMS: 2% - 15 DAYS - NET 30 DAYS PRICES SUBJECT TO CHANGE WITHOUT NOTICE

TOTAL

DISCOUNT
DEDUCT 2% IF CHECK IS ENCLOSED

AMOUNT OF CHECK