

F. O. No.

FACTORY AND EXECUTIVE OFFICES

ZEELAND, MICHIGAN

SHOWROOM No.

SHOWROOMS

ONE PARK AVENUE • NEW YORK
622 MERCHANDISE MART • CHICAGO, ILL.
EXHIBITORS BLDG. • GRAND RAPIDS, MICH.
8806 BEVERLY BLVD. • LOS ANGELES 48, CAL.

MOLDED PLYWOOD FURNITURE
DESIGNED BY **CHARLES EAMES**



SOLD TO

SHIP TO

DEALER OR FIRM NAME

CLIENT'S NAME

STREET ADDRESS

STREET ADDRESS

CITY

STATE

CITY

STATE

ATTENTION










(BUYER, PURCHASING AGENT OR DEPT.)

APT. NO.

TELEPHONE NO.

I HAVE PREVIOUSLY PURCHASED FROM YOU ON AN OPEN ACCOUNT STATUS. PLEASE CHARGE THIS TO MY ACCOUNT
 I ENCLOSE CHECK DEDUCTING 2% FOR CASH

ALL UNITS ARE SHIPPED F.O.B. FACTORY.
TRANSPORTATION CHARGES COLLECTIBLE.
ALL IN-TRANSIT CLAIMS MUST BE FILED IMMEDIATELY AGAINST CARRIER.

DESCRIPTION	WOODS AND FINISHES					QUANTITY	PRICE EACH		TOTAL
	BIRCH	WALNUT	CALICO ASH	BLACK	RED				
 DCM DINING CHAIR METAL LEGS SEAT HT. 18"							18	50	
 DCW DINING CHAIR WOOD LEGS SEAT HT. 17½"							20	15	
 LCM LOW CHAIR METAL LEGS SEAT HT. 15¾"							19	20	
 LCW LOW CHAIR WOOD LEGS SEAT HT. 15¼"							20	95	
 CTM COFFEE TABLE METAL LEGS DIA. 34" HT. 15"							20	50	
 CTW COFFEE TABLE WOOD LEGS DIA. 34" HT. 15"							16	85	
 OTW COFFEE TABLE WOOD LEGS TOP 24"x35" HT. 15½"	BLACK FORMICA TOP ON BIRCH LEGS						26	00	
	WALNUT TOP ON BIRCH LEGS						18	20	
	BIRCH TOP ON BIRCH LEGS						18	20	
 FSW FOLDING SCREEN WOOD EACH PANEL 10" WIDE HT. 5'8"	FSW6 (6 PANEL)						41	25	
	FSW8 (8 PANEL)						55	00	
	FSW10 (10 PANEL)						69	00	
 FSW FOLDING SCREEN WOOD EACH PANEL 10" WIDE HT. 34"	34FSW6 (6 PANEL)						23	00	
	34FSW8 (8 PANEL)						29	00	
	34FSW10 (10 PANEL)						36	00	

TERMS: 2% - 15 DAYS - NET 30 DAYS

PRICES SUBJECT TO CHANGE WITHOUT NOTICE

TOTAL

DEDUCT 2% DISCOUNT
IF CHECK IS ENCLOSED

AMOUNT OF CHECK